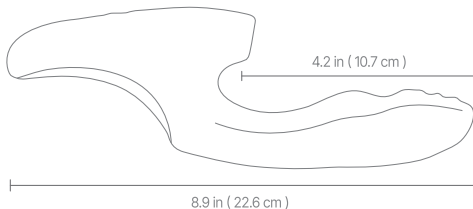


JYBIS

QUICK START GUIDE

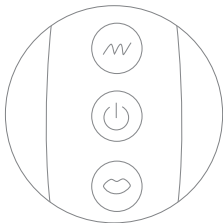
SIZE



SPECIFICATIONS

Material:	Silicone+ABS	Charging Time:	180min
Weights:	0.93lb	Using Time:	60min
Product Size:	8.9*1.5*3.1in	Waterproof:	IPX5
Functions:	7 Vibrating & Tapping Modes 7 Sucking Modes Heating Function		

FUNCTION



All functions need to be turned on before use.

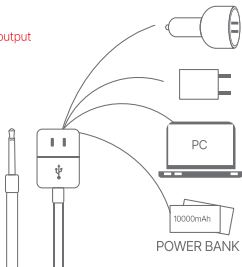
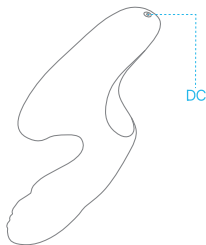
Tapping button:
Short press "🔊" to change 7 tapping modes.
Long press "🔊" for 2s to turn off.

Power button:
Long press "🔌" to turn on the device.
Short press "🔌" to change 7 vibrating modes

Sucking button:
Short press "👄" to change 7 sucking modes.
Long press "👄" for 2s to turn off.

USB CHARGING

*WARNING: Please DO NOT use adaptor with ">5V" output



- Please fully charge the massager before use. Use the recommended charging cable included in the packaging.
- Please disinfect the massager with warm water and antibacterial soap before use.
- Do not use massage oil, hand cream, detergents, gasoline, or acetone as lubricants.
- If the massager shuts down automatically, it may be due to a low battery. Please charge it in time.

PRODUCT CLEANING

- Please clean your massager before and after each use. Warm water and antibacterial soap are recommended.
- After cleaning, dry the massager with a clean cloth and allow it to air dry in a clean place. Do not expose it to direct sunlight.
- Store the massager in a dust-free area and keep it out of reach of children.

SAFETY

- For health reasons, please do not share the massager with others.
- If you feel any discomfort, stop using it immediately.
- Water-based lubricant is recommended.



Certificates



MADE IN CHINA