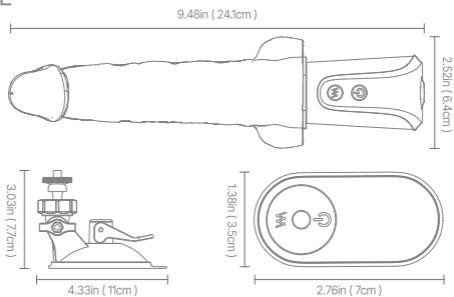


JYBIS

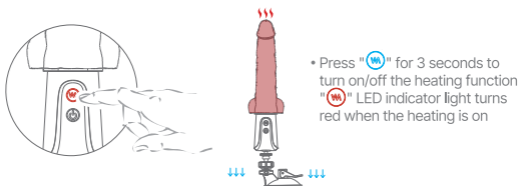
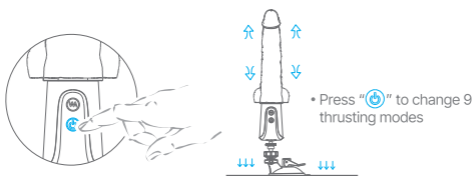
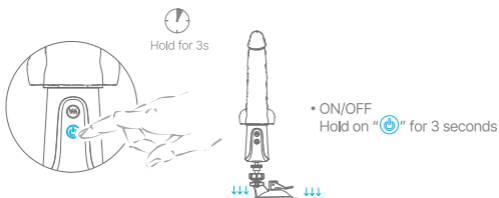
QUICK START GUIDE

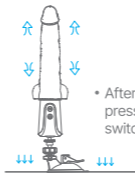
SIZE



※ Before use, it is recommended to push and feel the buttons with your palm/leg to get familiar with the button functions.

FUNCTION



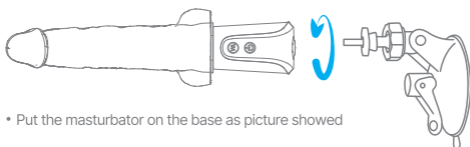


• After turned on, press "⏻" on the remote to switch 9 thrusting modes



• After turned on, press "🌀" on the remote to switch 9 modes of vibration

HOW TO INSTALL

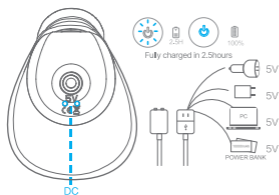


• Put the masturbator on the base as picture showed

USB MAGNETIC CHARGING

*WARNING: Please DO NOT use adaptor with ">5V" output

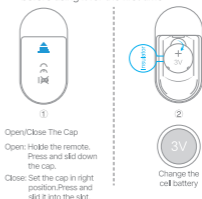
1. Vibrator



Fully charged in 2.5hours

2. Remote

Please remove the plastic insulator before using it for the first time



PRODUCT CLEANING

- Clean: Please clean product with warm water or antibacterial soap.
- Wipe: Dry the product with paper towels.
- Save: Keep the product in a cool, dry and clean place.
- Attention: Never clean this product with organic cleaner that contains alcohol, gasoline or acetone. Avoid direct sunshine.

SAFETY

- Do not use it at temperature over 167 °F/75 °C.
- Stop using it when any discomfort occurs.
- It is recommended to use it with water-based lubricant.
- Do not use it if you find the product unsmooth or damaged.
- Keep out of reach of children.



Certificates



MADE IN CHINA