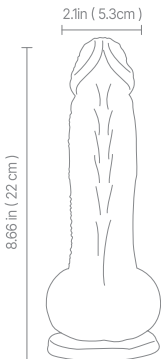


JOYBIS

QUICK START GUIDE

SIZE



SPECIFICATIONS

Material: Silicone+ABS
Weights: 1.1lb
Functions: 10 Vibrating Modes
10 Swinging Mode
Heating Function
Remote Control

Charging Time: 150min
Using Time: 70min
Waterproof: IPX5
Power Source: Rechargeable

FUNCTION

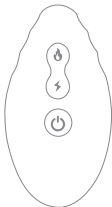
Note: The remote control needs the product to be powered on before it works.



Product

One-click burst:
Short press "⚡" to experience explosive orgasms.

Power button:
Long press "🔌" for 2 seconds to turn on/off.
Short press "🔌" to switch between 10 frequencies.



Remote Control

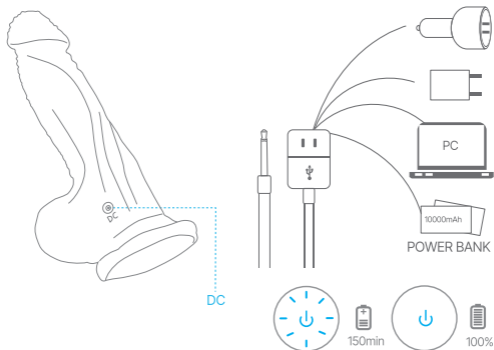
Heating button:
Long press "🔥" for 2 seconds to turn on/off.

One-click burst:
Short press "⚡" for explosive orgasms.

Power button:
Long press "🔌" for 2 seconds to enter standby mode.
Short press "🔌" to switch between 10 frequencies.
Long press the power button on the dildo to turn it off.

USB CHARGING

***WARNING: Please DO NOT use adaptor with ">5V" output**



- Before charging, ensure that the connection between the charging DC port and the power cord is dry and free from water or lubricant.
- Connect the USB charging cable to the DC port and a power source. The charging light will flash to indicate that charging is in progress. Once the battery is fully charged, the light will stop flashing.
- Do not use the product while it is charging.
- Charging time should not exceed 24 hours.
- Only use the original charging accessories provided with the product.

PRODUCT CLEANING

- Clean your massager before and after each use. Warm water and antibacterial soap are recommended.
- After cleaning, dry the massager with a clean cloth and allow it to air dry in a dry, clean place. Do not expose it to direct sunlight.
- Store the massager in a dust-free area, and keep it out of reach of children.

SAFETY

- For health reasons, do not share the massager with others.
- If you experience any discomfort, stop using it immediately.
- Water-based lubricant is recommended.



Certificates



MADE IN CHINA